



ATMOSPHERIC PRODUCTS AND SERVICES (APS)

Integrity ▣ Innovation ▣ Excellence ▣ Dedication

SafetyAlert-8 Liquid Argon

General

Liquid argon is tasteless, colorless, odorless, non-corrosive, nonflammable, and extremely cold. Belonging to the family of rare gases, argon is the most plentiful, making up approximately 1% of the earth's atmosphere. It is monatomic and extremely inert, forming no known chemical compounds.

Since argon is inert, special materials of construction are not required. However, materials of construction must be selected to withstand the low temperature of liquid argon. Vessels and piping should be designed to American Society of Mechanical Engineers (ASME) specifications or the Department of Transportation (DOT) codes for the pressures and temperatures involved.

Although used more commonly in the gaseous state, argon is commonly stored and transported as a liquid, affording a more cost-effective way of providing product supply.

When argon is converted to liquid form it becomes a cryogenic liquid. Cryogenic liquids are liquefied gases that have a normal boiling point below -238°F (-150°C). Liquid argon has a boiling point of -302.6°F (-185.9°C). The temperature difference between the product and the surrounding environment, even in winter, is substantial. Keeping this surrounding heat from the product requires special equipment to store and handle cryogenic liquids.

A typical storage system consists of the following components: a cryogenic storage tank, one or more vaporizers, and a pressure control system, and all of the piping required for fill, vaporization. The cryogenic tank is constructed, in principle, like a vacuum bottle. It is designed to keep heat away from the liquid that is contained in the inner vessel. Vaporizers convert the liquid argon to its gaseous state. A pressure control manifold controls the pressure at which the gas is fed to the process.

Physical and chemical properties are listed in Table 1.

Manufacture

Argon is produced at air separation plants by liquefaction of atmospheric air and separation of the argon by continuous cryogenic distillation. The argon is then recovered as a cryogenic liquid.

Uses

Argon is most commonly used in its gaseous state. It is widely used in the lighting industry for filling bulbs and with combinations of other rare gases for the filling of special bulbs and tubes for special color effects. The welding industry uses argon as a shielding gas to protect metal from oxidation during welding. Argon is also used extensively in the semiconductor manufacturing process as a purge gas.

Health Effects

Being odorless, colorless, tasteless, and nonirritating, argon has no warning properties. Humans possess no senses that can detect the presence of argon. Argon is nontoxic and largely inert. It can act as a simple asphyxiant by displacing the oxygen in air to levels below that required to support life. Inhalation of argon in excessive amounts can cause dizziness, nausea, vomiting, loss of consciousness, and death. Death may result from errors in judgment, confusion, or loss of consciousness that prevents self-rescue. At low oxygen concentrations, unconsciousness and death may occur in seconds and without warning.

Personnel, including rescue workers, should not enter areas where the oxygen concentration is below 19.5%, unless provided with a self-contained breathing apparatus or air-line respirator.

For more information on oxygen-deficient atmospheres, consult APS SafetyAlert-17, "Dangers of Oxygen-Deficient Atmospheres."

Extensive tissue damage or cryogenic burns can result from exposure to liquid argon or cold argon vapors.



Responsible Care
A Public Commitment

Containers

Liquid argon is stored, shipped, and handled in several types of containers, depending upon the quantity required by the user. The types of containers in use are the dewar, cryogenic liquid cylinder, and cryogenic storage tank. Storage quantities vary from a few liters to many thousands of gallons. Since heat leak is always present, vaporization takes place continuously. Rates of vaporization vary, depending on the design of the container and the volume of stored product.

Containers are designed and manufactured according to the applicable codes and specifications for the temperatures and pressures involved.

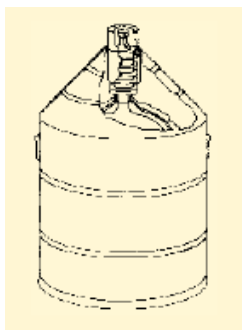


Figure 1 A Typical Dewar

Dewars

Figure 1 illustrates a typical, vacuum-jacketed dewar. A loose-fitting dust cap over the outlet of the neck tubes prevents atmospheric moisture from plugging the neck and allows gas produced from vaporized liquid to escape. This type of container is a non-pressurized container. The unit of measure for the capacity of a dewar is typically the liter. Five- to 200-liter dewars are available. Product may be removed from small dewars by pouring, while larger sizes will require a transfer tube. Cryogenic liquid cylinders which are pressurized vessels are sometimes incorrectly referred to as dewars.

Cryogenic Liquid Cylinders

Figure 2a and 2b show a typical cryogenic liquid cylinder.

Table 1: Liquid Argon Physical and Chemical Properties

Molecular Weight	39.95
Boiling Point @ 1 atm	-302.6°F (-185.9°C)
Freezing Point @ 1 atm	-308.8°F (-189.4°C)
Critical Temperature	-188.4°F (-122.4°C)
Critical Pressure	705.8 psia (48.0 atm)
Density, Liquid @ BP, 1 atm	87.40 lb/scf
Density, Gas @ 68°F (20°C), 1 atm	0.1034 lb/scf
Specific Gravity, Gas (air=1) @ 68°F (20°C), 1 atm	1.38
Specific Gravity, Liquid @ BP (water=1 @ 68°F (20°C))	1.40
Specific Volume @ 68°F (20°C), 1 atm	9.67 scf/lb
Latent Heat of Vaporization	2,804 Btu/lb mole
Expansion Ratio, Liquid to Gas, BP to 68°F (20°C)	1 to 845

Cryogenic liquid cylinders are insulated, vacuum-jacketed, pressure vessels. They come equipped with safety relief valves and rupture discs to protect the cylinders from pressure buildup. These containers operate at pressures up to 350 psig and have capacities between 80 and 450 liters of liquid.

Product may be withdrawn as a gas by passing liquid through an internal vaporizer or as a liquid under its own vapor pressure. For more details on the construction and operation of cryogenic liquid cylinders, consult APS SafetyAlert-27, "Cryogenic Liquid Containers."

Cryogenic Storage Tanks

A typical customer installation (see Figure 3) includes a tank, a vaporizer, and a pressure control manifold. Tanks may be spherical or cylindrical in shape. They are mounted in fixed locations as stationary vessels or on railroad car or truck chassis for easy transportation. Sizes range from 500 to 420,000 gallons and all tanks are powder- and vacuum-insulated in the annular space. Tanks are equipped with various circuits to control product fill, pressure build-up, pressure relief, product withdrawal, and tank vacuum. Tanks are designed to ASME specifications for the pressures and temperatures involved.

Transfer Lines

A liquid transfer line is used to safely remove liquid product from dewars or cryogenic liquid cylinders. A typical transfer line for dewars is connected to a bayonet that provides a means of

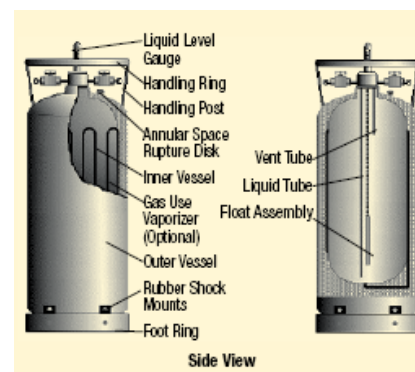


Figure 2a Typical Cryogenic Liquid Cylinder, side view

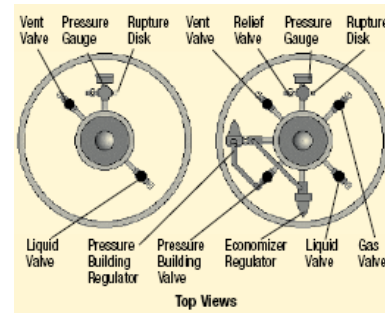


Figure 2b Typical Cryogenic Liquid Cylinder, top view

using product vapor pressure buildup or an external pressure source to remove the liquid. For cryogenic liquid cylinders, the transfer line is connected to the cylinder's liquid withdrawal valve.

Liquid product is typically removed through insulated withdrawal lines to minimize the loss of liquid product to gas. Insulated flexible or rigid lines are used to withdraw product from storage tanks. Connections on the lines and tanks vary by manufacturer.

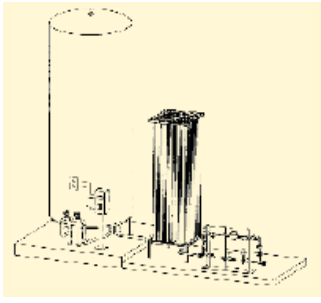


Figure 3 A Typical Customer Station with a Cryogenic Storage Tank

NOTE: Liquid cylinders designed to dispense gaseous argon have valves equipped with standard Compressed Gas Association (CGA) outlets. Suitable pressure regulating equipment may be attached. Valves provided for the withdrawal of liquid product are also equipped with standard CGA outlets but are different than the connections used for gaseous withdrawal. This is to prevent cross connections between processes using the liquid or gaseous product.

Shipment of Liquid Argon

Containers used for transporting liquid argon at less than 25 psig (40 psia) pressure are UN/DOT authorized containers. These are containers built to other than DOT specifications, but are authorized by the DOT for use in the transport of approved products. Containers used for transporting liquid argon at pressures greater than 25 psig (40 psia) need to be designed, manufactured, and tested to DOT specifications.

For air shipments, all packages must be in compliance with International Air Transport Association/International Civil Air Organization (IATA/ICAO) Dangerous Goods Regulations, as well as DOT regulations.

DOT Hazard Class: 2.2

DOT Shipping Label: Nonflammable Gas (Figure 4) except none for cargo tanks under 23 psig)

Identification Number: UN1951

DOT Shipping Name: Argon, Refrigerated Liquid, 2.2, UN1951



Figure 4 Nonflammable Gas Shipping Label

Safety Considerations

The hazards associated with liquid argon are exposure to cold temperatures, which can cause severe burns; overpressurization due to expansion of small amounts of liquid into large volumes of gas in inadequately vented equipment; and asphyxiation due to displacement of oxygen in the air in confined work areas.

If oxygen-deficient atmospheres are suspected or can occur, use oxygen monitoring equipment to test for oxygen-deficient atmospheres. Review the liquid argon Material Safety Data Sheet (MSDS).

Buildings

Because of the large expansion ratio of liquid to gas, it is very important to provide adequate ventilation in areas using liquid argon. A minimum of six air changes per hour is suggested in these areas.

Provide monitoring for areas where oxygen displacement may occur.

OSHA has established 19.5% oxygen concentration as the minimum for working without supplied air.

Remember, argon has no warning properties!

Handling and Storage

Store and use liquid containers with adequate ventilation. Do not store containers in a confined area or in an area unprotected from the extremes of weather. Cryogenic containers are equipped with pressure relief devices designed to control the internal pressure. Under normal conditions these containers will periodically vent product. Do not plug, remove, or tamper with any pressure relief device.

Cryogenic containers must be stored, handled, and transported in the upright position. When moving, never tip, slide, or roll containers on their side. Use a suitable hand truck for moving smaller containers. Move larger containers by pushing, not pulling. Avoid mechanical and thermal shock. Never allow any unprotected part of the body to come in contact with uninsulated pipes or equipment containing cryogenic product. The extreme cold will cause flesh to stick fast and potentially tear on withdrawal.

If there is any difficulty in operating the container valve or container connections, discontinue use and contact the vendor. Do not remove or interchange connections. Use only the properly assigned connections. **DO NOT USE ADAPTORS.**

Use only transfer lines and equipment designed for use with cryogenic liquids. Some elastomers and metals, such as carbon steel, may become brittle at extremely low temperatures and may easily fracture. These materials must be avoided in cryogenic service.

On gas withdrawal systems use check valves or other protective apparatus to prevent reverse flow into the container. On liquid systems pressure relief devices must be used in lines where there is the potential to trap liquid between valves. It is recommended that all vents be piped to the exterior of the building.

Liquid containers should not be left open to the atmosphere for extended periods. Keep all valves closed and outlet caps in place when not in use. If restriction results from freezing moisture or foreign material present in openings and vents, contact the vendor for instructions. Restrictions and blockages may result in dangerous overpressurization. Do not attempt to remove the restriction without proper instructions. If possible, move the cylinder to a remote location.

For additional information on the storage and handling of cryogenic liquids, refer to APS SafetyAlert-16, "Safe Handling of Cryogenic Liquids," and CGA Pamphlet P-12, "The Safe Handling of Cryogenic Liquids."

Personal Protective Equipment (PPE)

Personnel must be thoroughly familiar with properties and safety considerations before being allowed to handle liquid argon and/or its associated equipment.

Eyes are most sensitive to the extreme cold of liquid argon and its vapors. The recommended personal protective equipment when handling or using liquid argon is a full face shield over safety glasses; loose-fitting thermal-insulated or leather gloves; and long-sleeved shirts and pants without cuffs, especially whenever the possibility of exposure or a spill exists. In addition, safety shoes are

recommended for those involved with the handling of liquid argon containers.

In emergency situations, self-contained breathing apparatus (SCBA) must be used.

First Aid

People suffering from lack of oxygen should be moved to fresh air. If the victim is not breathing, administer artificial respiration. If breathing is difficult, administer oxygen. Obtain immediate medical attention.

Self-contained breathing apparatus (SCBA) may be required to prevent asphyxiation of rescue personnel.

For skin contact with cryogenic liquid argon, remove any clothing that may restrict circulation to the frozen area. Do not rub frozen parts, as tissue damage may result. As soon as practical, place the affected area in a warm water bath that has a temperature not in excess of 105°F (40°C). Never use dry heat.

Call a physician as soon as possible. Frozen tissue is painless and appears waxy with a possible yellow color. It will become swollen, painful, and prone to infection when thawed. If the frozen part of the body has been thawed, cover the area with a dry sterile dressing with a large bulky protective covering, pending medical care.

In the case of massive exposure, remove clothing while showering the victim with warm water. Call a physician immediately.

If the eyes are exposed to the extreme cold of the liquid argon or its vapors, immediately warm the frostbite area with warm water not exceeding 105°F (40°C) and seek immediate medical attention.

Fire Fighting

Since argon is nonflammable, special fire fighting equipment and instructions are not needed. As a note of caution, however, water streams must not be directed toward venting argon, as the water will freeze and plug the pressure relief vent and may result in a container failure.

Information Sources

- Compressed Gas Association
1725 Jefferson Davis Highway, Suite 1004
Arlington, VA 22202-4102
Phone: 1-703-412-0900
- National Fire Protection Association
1 Batterymarch Park, P.O. Box 9101
Quincy, MA 02269-9101
Phone: 1-800-344-3555

Emergency Response Telephone Numbers

USA

CHEMTRAC

1-800-424-9300 (Toll Free in the U.S., Canada, and U.S. Virgin Islands)
703-527-3887 for calls originating elsewhere (Collect calls are accepted)

CHEM-TEL, INC.

1-800-255-3924 (Toll Free in the U.S., Canada, and U.S. Virgin Islands)
813-248-0585 for calls originating elsewhere (Collect calls are accepted)

INFOTRAC

1-800-535-5053 (Toll Free in the U.S., Canada, and U.S. Virgin Islands)
352-323-3500 for calls originating elsewhere (Collect calls are accepted)

3E COMPANY

1-800-451-8346 (Toll Free in the U.S., Canada, and U.S. Virgin Islands)
760-602-8703 for calls originating elsewhere (Collect calls are accepted)

NATIONAL RESPONSE CENTER (NRC)

Call NRC (24 Hours)

1-800-424-8802 (Toll Free in the U.S., Canada, and U.S. Virgin Islands)
202-267-2675 in the District of Columbia

MILITARY SHIPMENTS

703-697-0218 Explosives/Ammunition Incidents (Collect calls accepted)
1-800-851-8061 All other dangerous goods incidents

NATIONWIDE POISON CONTROL CENTER (United States Only)

1-800-222-1222 (Toll Free in the U.S.)

CANADA

CANUTEC

613-996-6666 (Collect calls are accepted)
*666 Cellular (In Canada only)

Visit Web Site: www.apsusa.biz for further information

or

Call 410-833-7170

or

Ask your local sales representative